



Contract No. CM 04/2024 - Outlying Islands Sewerage  
Stage 2 – South Lantau Sewerage Works –  
Environmental Team Services (2025 - 2027)

UMWELT CONSULTING LIMITED

23/F, On Hong Commercial Building, 145  
Hennessy Road, Wan Chai, Hong Kong

## Appendix 4.1

# Calibration Certificates for Noise Meter and Acoustic Calibrator



## CERTIFICATE OF CALIBRATION

Certificate No.: 26CA0115 01-01 Page 1 of 2

### Item tested

Description:	Sound Level Meter (Class 1)	,	Microphone	Preamp
Manufacturer:	Rion Co., Ltd.	,	Rion Co., Ltd.	Rion Co., Ltd.
Type/Model No.:	NL-52	,	UC-59	NH-25
Serial/Equipment No.:	01198668	,	16390	98882
Adaptors used:	-	,	-	-

### Item submitted by

Customer Name: Umwelt Consulting Limited.  
Address of Customer: -  
Request No.: -  
Date of receipt: 15-Jan-2026

Date of test: 19-Jan-2026

### Reference equipment used in the calibration

Description:	Model:	Serial No.	Expiry Date:	Traceable to:
Multi function sound calibrator	B&K 4226	2288444	28-Aug-2026	CIGISMEC
Signal generator	DS 360	61227	24-Feb-2026	CEPREI

### Ambient conditions

Temperature: 20.0~20.4 °C  
Relative humidity: 62.2~62.7 %  
Air pressure: 1005 ± 5 hPa

### Test specifications

- 1, The Sound Level Meter has been calibrated in accordance with the requirements as specified in BS 7580: Part 1: 1997 and the lab calibration procedure SMTP004-CA-152.
- 2, The electrical tests were performed using an electrical signal substituted for the microphone which was removed and replaced by an equivalent capacitance within a tolerance of ±20%.
- 3, The acoustic calibration was performed using an B&K 4226 sound calibrator and corrections was applied for the difference between the free-field and pressure responsiveness of the Sound Level Meter.


### Test results

This is to certify that the Sound Level Meter conforms to BS 7580: Part 1: 1997 for the conditions under which the test was performed.

Details of the performed measurements are presented on page 2 of this certificate.

Actual Measurement data are documented on worksheets.

Approved Signatory:



Feng Junqi

Date: 20-Jan-2026

Company Chop:



Comments: The results reported in this certificate refer to the condition of the instrument on the date of calibration and carry no implication regarding the long-term stability of the instrument. The results apply to the item as received.



## CERTIFICATE OF CALIBRATION

(Continuation Page)

Certificate No.: 26CA0115 01-01

Page 2 of 2

### 1, Electrical Tests

The electrical tests were performed using an equivalent capacitance substituted for the microphone. The results are given in below with test status and the estimated uncertainties. The "Pass" means the result of the test is inside the tolerances stated in the test specifications. The "-" means the result of test is outside these tolerances.

Test:	Subtest:	Status:	Expanded Uncertainty (dB)	Coverage Factor
Self-generated noise	A	Pass	0.3	
	C	Pass	0.8	
	Lin (Z)	Pass	1.6	
Linearity range for Leq	At reference range , Step 5 dB at 4 kHz	Pass	0.3	
	Reference SPL on all other ranges	Pass	0.3	
	2 dB below upper limit of each range	Pass	0.3	
	2 dB above lower limit of each range	Pass	0.3	
Linearity range for SPL	At reference range , Step 5 dB at 4 kHz	Pass	0.3	
	A	Pass	0.3	
	C	Pass	0.3	
Frequency weightings	Lin (Z)	Pass	0.3	
	Time weightings	Single Burst Fast	Pass	0.3
	Single Burst Slow	Pass	0.3	
Peak response	Single 100µs rectangular pulse	Pass	0.3	
	R.M.S. accuracy	Crest factor of 3	Pass	0.3
Time weighting I	Single burst 5 ms at 2000 Hz	N/A	N/A	
	Repeated at frequency of 100 Hz	N/A	N/A	
Time averaging	1 ms burst duty factor 1/10 <sup>3</sup> at 4kHz	Pass	0.3	
	1 ms burst duty factor 1/10 <sup>4</sup> at 4kHz	Pass	0.3	
Pulse range	Single burst 10 ms at 4 kHz	Pass	0.4	
Sound exposure level	Single burst 10 ms at 4 kHz	Pass	0.4	
Overload indication	SPL	Pass	0.3	
	Leq	Pass	0.4	



### 2, Acoustic tests

The complete sound level meter was calibrated on the reference range using a B&K 4226 acoustic calibrator with 1000Hz and SPL 94 dB. The sensitivity of the sound level meter was adjusted. The test results at 125 Hz and 8000 Hz are given in below with test status and the estimated uncertainties.

Test:	Subtest	Status	Expanded Uncertainty (dB)	Coverage Factor
Acoustic response	Weighting A at 125 Hz	Pass	0.3	
	Weighting A at 8000 Hz	Pass	0.5	

The expanded uncertainties have been calculated in accordance with the ISO Publication "Guide to the expression of uncertainty in measurement", and gives an interval estimated to have a level of confidence of 95%. A coverage factor of 2 is assumed unless explicitly stated.

- End -

<p>Calibrated by:  Fung Chi Yip Date: 19-Jan-2026</p>	<p>Checked by:  Chan Yuk Yiu Date: 20-Jan-2026</p>
--	--

The standard(s) and equipment used in the calibration are traceable to national or international recognised standards and are calibrated on a schedule to maintain the required accuracy level.



Test Data for Sound Level Meter

Sound level meter type:	NL-52	Serial No.	01198668	Date	19-Jan-2026
Microphone type:	UC-59	Serial No.	16390		
Preamp type:	NH-25	Serial No.	98882	Report:	26CA0115 01-01

SELF GENERATED NOISE TEST

The noise test is performed in the most sensitive range of the SLM with the microphone replaced by an equivalent impedance.

Noise level in A weighting	10.4	dB
Noise level in C weighting	14.2	dB
Noise level in Lin (Z)	19.6	dB

LINEARITY TEST

The linearity is tested relative to the reference sound pressure level using a continuous sinusoidal signal of frequency 4 kHz. The measurement is made on the reference range for indications at 5 dB intervals starting from the 94 dB reference sound pressure level. And until within 5 dB of the upper and lower limits of the reference range, the measurements shall be made at 1 dB intervals.(SLM set to LEQ/SPL)

Reference/Expected level	Actual level		Tolerance	Deviation	
	non-integrated	integrated		non-integrated	integrated
dB	dB	dB	+/- dB	dB	dB
94.0	94.0	94.0	0.7	0.0	0.0
99.0	99.0	99.0	0.7	0.0	0.0
104.0	104.0	104.0	0.7	0.0	0.0
109.0	109.0	109.0	0.7	0.0	0.0
114.0	114.0	114.0	0.7	0.0	0.0
119.0	119.0	119.0	0.7	0.0	0.0
124.0	124.0	124.0	0.7	0.0	0.0
125.0	125.0	125.0	0.7	0.0	0.0
126.0	126.0	126.0	0.7	0.0	0.0
127.0	127.0	127.0	0.7	0.0	0.0
128.0	128.0	128.0	0.7	0.0	0.0
129.0	129.0	129.0	0.7	0.0	0.0
130.0	130.0	130.0	0.7	0.0	0.0
89.0	89.0	89.0	0.7	0.0	0.0
84.0	84.0	84.0	0.7	0.0	0.0
79.0	79.0	79.0	0.7	0.0	0.0
74.0	74.0	74.0	0.7	0.0	0.0
69.0	69.0	69.0	0.7	0.0	0.0
64.0	64.0	64.0	0.7	0.0	0.0
59.0	59.0	59.0	0.7	0.0	0.0
54.0	54.0	54.0	0.7	0.0	0.0
49.0	49.0	49.0	0.7	0.0	0.0
44.0	44.0	44.0	0.7	0.0	0.0
39.0	38.9	38.9	0.7	-0.1	-0.1



Test Data for Sound Level Meter

Page 2 of 5

Sound level meter type:	NL-52	Serial No.	01198668	Date	19-Jan-2026
Microphone type:	UC-59	Serial No.	16390		
Preamp type:	NH-25	Serial No.	98882	Report:	26CA0115 01-01

34.0	33.9	33.9	0.7	-0.1	-0.1
33.0	32.9	32.9	0.7	-0.1	-0.1
32.0	31.9	31.9	0.7	-0.1	-0.1
31.0	30.9	30.9	0.7	-0.1	-0.1
30.0	29.8	29.8	0.7	-0.2	-0.2

Measurements for an indication of the reference SPL on all other ranges which include it

Other ranges	Expected level	Actual level	Tolerance	Deviation
dB	dB	dB	+/- dB	dB
30-130	94.0	94.0	0.7	0.0

Measurements on all level ranges for indications 2 dB below the upper limit and 2 dB above the lower limit

Ranges	Reference/Expected level	Actual level	Tolerance	Deviation
dB	dB	dB	+/- dB	dB
30-130	32.0	31.9	0.7	-0.1
	128.0	128.0	0.7	0.0

## FREQUENCY WEIGHTING TEST

The frequency response of the weighting networks are tested at octave intervals over the frequency ranges 31.5 Hz to 12500 Hz. The signal level at 1000 Hz is set to give an indication of the reference SPL.

Frequency weighting A:

Frequency Hz	Ref. level dB	Expected level dB	Actual level dB	Tolerance(dB)		Deviation dB
				+	-	
1000.0	94.0	94.0	94.0	0.0	0.0	0.0
31.6	94.0	54.6	54.5	1.5	1.5	-0.1
63.1	94.0	67.8	67.8	1.5	1.5	0.0
125.9	94.0	77.9	78.0	1.0	1.0	0.1
251.2	94.0	85.4	85.4	1.0	1.0	0.0
501.2	94.0	90.8	90.8	1.0	1.0	0.0
1995.0	94.0	95.2	95.1	1.0	1.0	-0.1
3981.0	94.0	95.0	94.7	1.0	1.0	-0.3
7943.0	94.0	92.9	92.8	1.5	3.0	-0.1
12590.0	94.0	89.7	89.6	3.0	6.0	-0.1

Frequency weighting C:

Frequency Hz	Ref. level dB	Expected level dB	Actual level dB	Tolerance(dB)		Deviation dB
				+	-	
1000.0	94.0	94.0	94.0	0.0	0.0	0.0
31.6	94.0	91.0	91.0	1.5	1.5	0.0
63.1	94.0	93.2	93.2	1.5	1.5	0.0
125.9	94.0	93.8	93.8	1.0	1.0	0.0



Test Data for Sound Level Meter

Page 3 of 5

Sound level meter type:	NL-52	Serial No.	01198668	Date	19-Jan-2026
Microphone type:	UC-59	Serial No.	16390		
Preamp type:	NH-25	Serial No.	98882	Report:	26CA0115 01-01

251.2	94.0	94.0	94.1	1.0	1.0	0.1
501.2	94.0	94.0	94.1	1.0	1.0	0.1
1995.0	94.0	93.8	93.7	1.0	1.0	-0.1
3981.0	94.0	93.2	92.9	1.0	1.0	-0.3
7943.0	94.0	91.0	91.0	1.5	3.0	0.0
12590.0	94.0	87.8	87.7	3.0	6.0	-0.1

Frequency weighting Lin:

Frequency Hz	Ref. level dB	Expected level dB	Actual level dB	Tolerance(dB)		Deviation dB
				+	-	
1000.0	94.0	94.0	94.0	0.0	0.0	0.0
31.6	94.0	94.0	94.0	1.5	1.5	0.0
63.1	94.0	94.0	94.0	1.5	1.5	0.0
125.9	94.0	94.0	94.0	1.0	1.0	0.0
251.2	94.0	94.0	94.0	1.0	1.0	0.0
501.2	94.0	94.0	94.1	1.0	1.0	0.1
1995.0	94.0	94.0	93.8	1.0	1.0	-0.2
3981.0	94.0	94.0	93.7	1.0	1.0	-0.3
7943.0	94.0	94.0	94.0	1.5	3.0	0.0
12590.0	94.0	94.0	94.1	3.0	6.0	0.1

TIME WEIGHTING FAST TEST

Time weighting F is tested on the reference range with a single sinusoidal burst of duration 200 ms at a frequency 2000 Hz and an amplitude which produces an indication 4 dB below the upper limit of the primary indicator range when the signal is continuous. (Weight A, Maximum hold)

Ref. level	Expected level	Actual level	Tolerance(dB)		Deviation
dB	dB	dB	+	-	dB
126.0	125.0	125.0	1.0	1.0	0.0

TIME WEIGHTING SLOW TEST

Time weighting S is tested on the reference range with a single sinusoidal burst of duration 500 ms at a frequency 2000 Hz and an amplitude which produces an indication 4 dB below the upper limit of the primary indicator range when the signal is continuous. (Weight A, Maximum hold)

Ref. level	Expected level	Actual level	Tolerance(dB)		Deviation
dB	dB	dB	+	-	dB
126.0	121.9	121.9	1.0	1.0	0.0

PEAK RESPONSE TEST

The onset time of the peak detector is tested on the reference range by comparing the response to a 100 us rectangular test pulse with the response to a 10 ms reference pulse of the same amplitude. The amplitude of the 10 ms reference pulse is such as to produce an indication 1 dB below the upper limit of the primary indicator range. Positive polarities: (Weighting Z, set the generator signal to single, Lzpeak)

Ref. level	Response to 10 ms	Response to 100 us	Tolerance	Deviation
------------	-------------------	--------------------	-----------	-----------



Test Data for Sound Level Meter

Page 4 of 5

Sound level meter type: NL-52 Serial No. 01198668 Date 19-Jan-2026  
Microphone type: UC-59 Serial No. 16390  
Preamp type: NH-25 Serial No. 98882 Report: 26CA0115 01-01

dB	dB	dB	+/- dB	dB
129.0	129.0	129.6	2.0	0.6

Negative polarities:

Ref. level	Response to 10 ms	Response to 100 us	Tolerance	Deviation
dB	dB	dB	+/- dB	dB
129.0	129.0	129.6	2.0	0.6

RMS ACCURACY TEST

The RMS detector accuracy is tested on the reference range for a crest factor of 3.

Test frequency: 2000 Hz  
Amplitude: 2 dB below the upper limit of the primary indicator range.  
Burst repetition frequency: 40 Hz  
Tone burst signal: 11 cycles of a sine wave of frequency 2000 Hz. (Set to INT)

	Ref. Level	Expected level	Tone burst signal	Tolerance	Deviation
Time weighting	dB	dB	indication(dB)	+/- dB	dB
Slow	128.0+6.6	128.0	127.9	0.5	-0.1

TIME AVERAGING TEST

This test compares the SLM reading for continuous sine signals with readings obtained from a sine tone burst sequence having the same RMS level. The test level is 30 dB below the upper limit of the linearity range and repeated for Type 1 SLM with 40 dB below the upper limit of the linearity.

Frequency of tone burst: 4000 Hz

Duration of tone burst: 1 ms

Repetition Time	Level of tone burst	Expected Leq	Actual Leq	Tolerance	Deviation	Remarks
msec	dB	dB	dB	+/- dB	dB	
1000	100.0	100.0	99.9	1.0	-0.1	60s integ.
10000	90.0	90.0	89.9	1.0	-0.1	6min. integ.

PULSE RANGE AND SOUND EXPOSURE LEVEL TEST

The test tone burst signal is superimposed on a baseline signal corresponding to the lower limit of reference range

Test frequency: 4000 Hz

Integration time: 10 sec

The integrating sound level meter set to Leq:

Duration	Rms level of tone burst (dB)	Expected	Actual	Tolerance	Deviation
msec	tone burst (dB)	dB	dB	+/- dB	dB
10	100.0	70.0	70.0	1.7	0.0

The integrating sound level meter set to SEL:

Duration	Rms level of tone burst (dB)	Expected	Actual	Tolerance	Deviation
msec	tone burst (dB)	dB	dB	+/- dB	dB
10.0	100.0	80.0	80.0	1.7	0.0

OVERLOAD INDICATION TEST



Test Data for Sound Level Meter

Page 5 of 5

Sound level meter type:	NL-52	Serial No.	01198668	Date	19-Jan-2026
Microphone type:	UC-59	Serial No.	16390		
Preamp type:	NH-25	Serial No.	98882	Report:	26CA0115 01-01

For SLM capable of operating in a non-integrating mode.

Test frequency: 2000 Hz  
Amplitude: 2 dB below the upper limit of the primary indicator range.  
Burst repetition frequency: 40 Hz  
Tone burst signal: 11 cycles of a sine wave of frequency 2000 Hz.

Level	Level reduced by	Further reduced	Difference	Tolerance	Deviation
at overload (dB)	1 dB	3 dB	dB	dB	dB
131.1	130.1	127.1	3.0	1.0	0.0

For integrating SLM, with the instrument indicating Leq.

For integrating SLM, with the instrument indicating Leq and set to the reference range. The test signal as following:

The test tone burst signal is superimposed on a baseline signal corresponding to the lower limit of reference range

Test frequency: 4000 Hz  
Integration time: 10 sec  
Single burst duration: 1 msec

Rms level	Level reduced by	Expected level	Actual level	Tolerance	Deviation
at overload (dB)	1 dB	dB	dB	dB	dB
138.3	137.3	97.3	97.3	2.2	0.0

## ACOUSTIC TEST

The acoustic test of the complete SLM is tested at the frequency 125 Hz and 8000 Hz using a B&K type 4226 Multifunction Acoustic Calibrator. The test is performed in A weighting.

Frequency Hz	Expected level dB	Actual level Measured (dB)	Tolerance (dB)		Deviation dB
			+	-	
1000	94.0	94.0	0.0	0.0	0.0
125	77.9	78.1	1.0	1.0	0.2
8000	92.9	93.5	1.5	3.0	0.6

-----END-----



## CERTIFICATE OF CALIBRATION

Certificate No.: 26CA0115 01-02

Page: 1 of 2

### Item tested

Description: Acoustical Calibrator (Class 1)  
Manufacturer: Rion  
Type/Model No.: NC-75  
Serial/Equipment No.: 34202223  
Adaptors used: -

### Item submitted by

Customer: Umwelt Consulting Limited.  
Address of Customer: -  
Request No.: -  
Date of receipt: 15-Jan-2026

Date of test: 19-Jan-2026

### Reference equipment used in the calibration

Description:	Model:	Serial No.	Expiry Date:	Traceable to:
Lab standard microphone	B&K 4180	3257856	17-Jul-2026	SCL
Preamplifier	B&K 2673	3353200	02-Jul-2026	CEPREI
Measuring amplifier	B&K 2610	2346941	04-Jul-2026	CEPREI
Signal generator	DS 360	61227	24-Feb-2026	CEPREI
Digital multi-meter	34401A	US36087050	22-Apr-2026	CEPREI
Audio analyzer	8903B	GB41300350	10-Jul-2026	CEPREI
Universal counter	53132A	MY40003662	07-Jul-2026	CEPREI

### Ambient conditions

Temperature: 20.0~20.4 °C  
Relative humidity: 62.2~62.7 %  
Air pressure: 1005 ± 5 hPa

### Test specifications


- 1, The Sound Calibrator has been calibrated in accordance with the requirements as specified in IEC 60942 1997 Annex B and the lab calibration procedure SMTP004-CA-156.
- 2, The calibrator was tested with its axis vertical facing downwards at the specific frequency using insert voltage technique.
- 3, The results are rounded to the nearest 0.01 dB and 0.1 Hz and have not been corrected for variations from a reference pressure of 1013.25 hectoPascals as the maker's information indicates that the instrument is insensitive to pressure changes.

### Test results

This is to certify that the sound calibrator conforms to the requirements of annex B of IEC 60942: 1997 for the conditions under which the test was performed. This does not imply that the sound calibrator meets IEC 60942 under any other conditions.

Details of the performed measurements are presented on **page 2** of this certificate.


Approved Signatory:



Feng Junqi

Date: 20-Jan-2026

Company Chop:



**Comments:** The results reported in this certificate refer to the condition of the instrument on the date of calibration and carry no implication regarding the long-term stability of the instrument. The results apply to the item as received.



## CERTIFICATE OF CALIBRATION

(Continuation Page)

Certificate No.: 26CA0115 01-02

Page: 2 of 2

### 1, Measured Sound Pressure Level

The output Sound Pressure Level in the calibrator head was measured at the setting and frequency shown using a calibrated laboratory standard microphone and insert voltage technique. The results are given in below with the estimated uncertainties.

Frequency Shown Hz	Output Sound Pressure Level Setting dB	Measured Output Sound Pressure Level dB	(Output level in dB re 20 $\mu$ Pa)
			Estimated Expanded Uncertainty dB
1000	94.00	94.14	0.10

### 2, Sound Pressure Level Stability - Short Term Fluctuations

The Short Term Fluctuations was determined by measuring the maximum and minimum of the fast weighted DC output of the B&K 2610 measuring amplifier over a 20 second time interval as required in the standard. The Short Term Fluctuation was found to be:

At 1000 Hz STF = 0.007 dB

Estimated expanded uncertainty 0.005 dB

### 3, Actual Output Frequency

The determination of actual output frequency was made using a B&K 4180 microphone together with a B&K 2673 preamplifier connected to a B&K 2610 measuring amplifier. The AC output of the B&K 2610 was taken to an universal counter which was used to determine the frequency averaged over 20 second of operation as required by the standard. The actual output frequency at 1 KHz was:

At 1000 Hz Actual Frequency = 1000.0 Hz

Estimated expanded uncertainty 0.1 Hz Coverage factor k = 2.2

### 4, Total Noise and Distortion

For the Total Noise and Distortion measurement, the unfiltered AC output of the B&K 2610 measuring amplifier was connected to an Agilent Type 8903 B distortion analyser. The TND result at 1 KHz was:


At 1000 Hz TND = 1.0 %

Estimated expanded uncertainty 0.7 %

The expanded uncertainties have been calculated in accordance with the ISO Publication "Guide to the expression of uncertainty in measurement", and gives an interval estimated to have a level of confidence of 95%. A coverage factor of 2 is assumed unless explicitly stated.


- End -

Calibrated by:

  
Fung Chi Yip

Date: 19-Jan-2026

Checked by:

  
Chan Yuk Yiu

Date: 20-Jan-2026

The standard(s) and equipment used in the calibration are traceable to national or international recognised standards and are calibrated on a schedule to maintain the required accuracy level.



**RION CO., LTD.**

3-20-41 Higashimotomachi Kokubunji Tokyo 185-8533  
Phone:042(359)7888, Facsimile:042(359)7442

## **Certificate of Calibration**

**Name** : **Class 1 Sound Level Meter**  
**Model** : **NL-53**      **S/No.** : **00452008**  
**Date of Calibration** : **April, 23, 2025**

We hereby certify that the above product was tested and calibrated according to the prescribed Rion procedures, and that it fulfills specification requirements.

The measuring equipment and reference devices used for testing and calibrating this unit are managed under the Rion traceability system and are traceable according to official Japanese standards and official standards of countries belonging to the International Committee of Weights and Measures.

**RION CO., LTD.**

Manager, Quality Control Department



## CALIBRATION CERTIFICATE

Product : SOUND CALIBRATOR  
Model : NC-75  
Serial number : 34256525  
Manufacturer : RION CO., LTD.  
Calibration item : Sound pressure level (with reference standard microphone)  
Calibration method : Measured by specified secondary standard microphone  
according to JCSS calibration procedure specified by RION.  
Ambient conditions : Temperature 23.2 °C, Relative humidity 49 %,  
Static pressure 100.2 kPa  
Calibration date : 12/2/2025 (D/M/YYYY)  
Calibration location : 3-20-41 Higashimotomachi, Kokubunji, Tokyo 185-8533, Japan  
RION CO., LTD. Calibration Room

We hereby certify that the results of this calibration were as follows.

Issue date : 14/2/2025 (D/M/YYYY)

Yoshio Maruyama  
Manager  
Quality Assurance Section,  
Quality Assurance Department,  
Production Division  
RION CO., LTD.  
3-20-41 Higashimotomachi, Kokubunji,  
Tokyo 185-8533, Japan



This certificate is based on article 144 of the Measurement Law and indicates the result of calibration in accordance with measurement standards traceable to Primary Measurement Standards (National Standards) which realizes the physical units of measurement according to the International System of Units (SI).

The accreditation symbol is attestation of which the result of calibration is traceable to Primary Measurement Standards (National Standards).

The certificate shall not be reproduced except in full, without the written approval of the issuing laboratory.

The calibration laboratory who issued this calibration certificate conforms to ISO/IEC 17025:2017.

This calibration certificate was issued by the calibration laboratory accredited by IAJapan who is a signatory to the Mutual Recognition Arrangement (MRA) of International Laboratory Accreditation Cooperation (ILAC) and Asia Pacific Accreditation Cooperation (APAC). This (These) calibration result(s) may be accepted internationally through ILAC/APAC MRA.

## CALIBRATION RESULT

Sound pressure level (with reference standard microphone)

Measured Value	Expanded Uncertainty *
93.99 dB	0.09 dB

Specified secondary standard microphone:

Model : 4160  
Serial number : 2973341

Reference Sound pressure :  $2 \times 10^{-5}$  Pa

\* Defines an interval estimated to have a level of confidence of approximately 95 %.  
Coverage factor  $k = 2$

Calibration result is the calibration value in ambient conditions during calibration.

## BE OUT OF JCSS CALIBRATION

### 1. Frequency

Measured Value	Measurement uncertainty ( $k = 2$ )
1000.0 Hz	$4.0 \times 10^{-4}$ Hz

Working measurement standard universal counter:

Model : 53132A  
Serial number : MY40005574  
(JCSS Calibration Certificate No. 2408008578510)

### 2. Total distortion

Measured Value
0.3 %

Working measurement standard distortion meter:

Model : VA-2230A  
Serial number : 11076061  
(A2LA Calibration Certificate No. 1504-03541)

- closing -